







SWR Bridges

Model Number: 87 Series
Frequency Range: 2 to 18 GHz

[Documentation & Downloads](#) 

-  [SUPPORT](#)
-  [FAQ](#)
-  [TRAINING](#)
-  [GET A QUOTE](#)
-  [TALK TO ANRITSU](#)
-  [LOG IN](#)



Description

The 87 Series SWR Bridges are precision, high directivity measurement components, ideal for SWR and return loss measurements. Models include a built-in termination, and they are provided with an overall accuracy equation. These SWR bridges can be used for making very low-level SWR measurements by amplifying the RF output prior to detection. Since both the phase and amplitude of the reflected signal are preserved in the RF output, these components can also be used to make accurate phase comparisons in a network analyzer system.

Features

- Broadband 2 to 18 GHz frequency range
- High 38 dB directivity
- Precise GPC-7 test port connector
- Built-in reference termination

Model	Directivity (dB)	Accuracy ¹		
		2 to 3 GHz	3 to 4 GHz	4 to 18 GHz
87A50	35	$0.018 + 0.32p^2$	$0.018 + 0.23p^2$	$0.018 + 0.15p^2$
87A50-1	38	$0.013 + 0.32p^2$	$0.013 + 0.23p^2$	$0.013 + 0.15p^2$

Frequency	2 to 18 GHz
Insertion Loss	6.5 dB nominal ²
Maximum Input Power	0.5W
Test Port Connector	GPC-7
Input and Output Connector	Type N(f)
Dimensions	7.3 x 5.2 x 2.9 cm plus connectors
Weight	340g

1. Where p is the measured reflection coefficient
2. Typically 9 dB at 18 GHz from input to test port.

Related Literature / Software:

- [01-161, -162, -163, AND -164 Gauging Sets UG, Rev C](#)

User Guide

[Home](#) | [Company](#) | [Products](#) | [Documents](#) | [Shop](#) | [News](#) | [Events](#) | [Support](#) | [Contact](#) | [SiteMap](#)

Copyright ©2004 Anritsu Company. All Rights Reserved. [Privacy Policy](#)